

IndianArtZone - Artist Profile Setup Guide

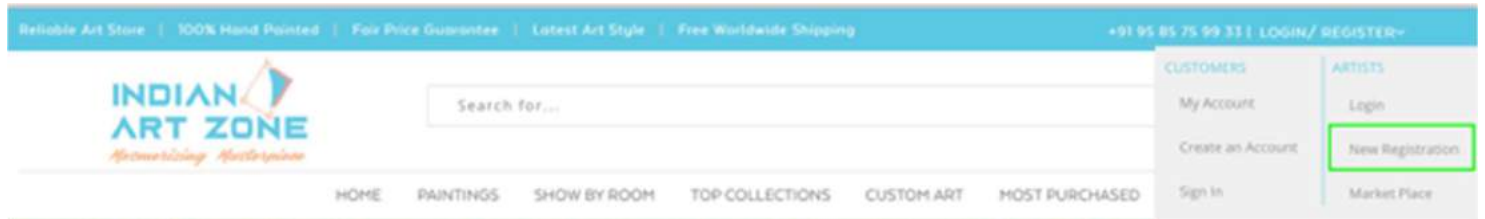
Table of Contents

Profile Setup	2
1. New Artist Registration	2
2. Existing Artist.....	5
3. Artist Profile View.....	6
4. Payment Details	6
Upload Paintings	7
1. Add Paintings	7
2. Manage Paintings	11
Product Reports	12

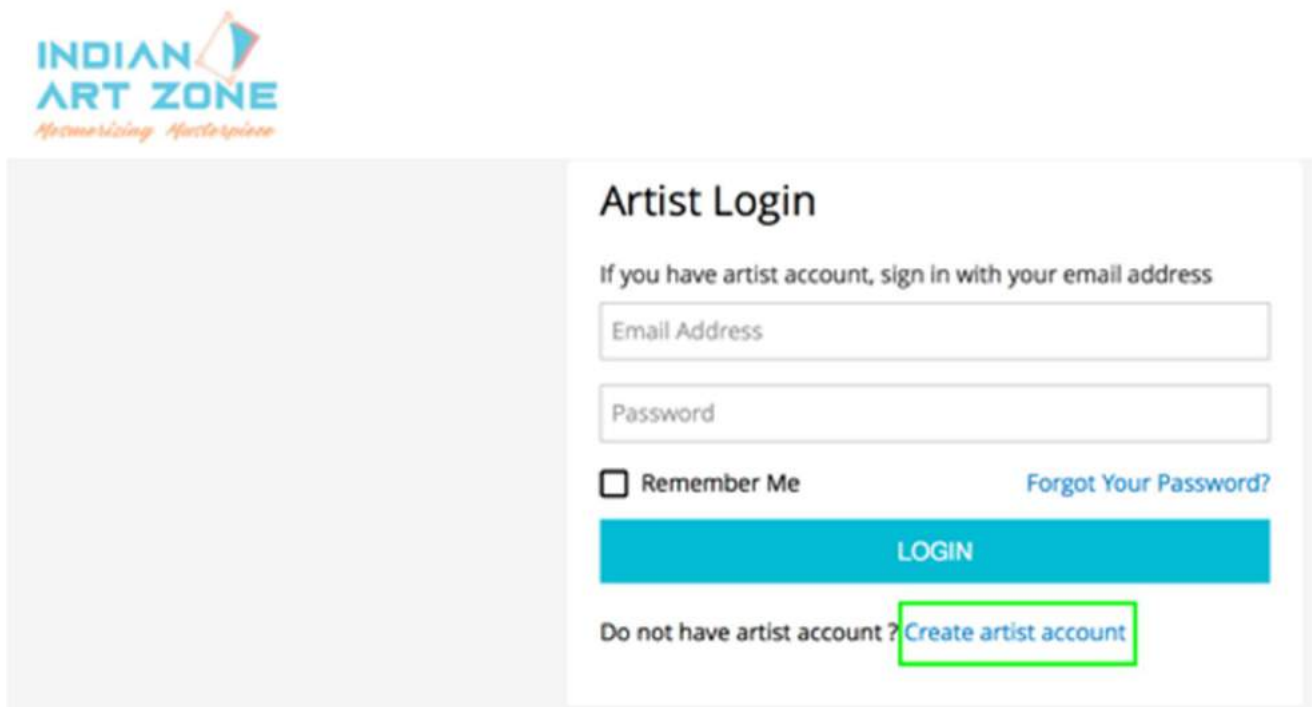
Profile Setup

1. New Artist Registration

- 1) If you are a new Artist, click on 'New Registration' link from the Title Bar shown below



- 2) Click on the highlighted link below to register your profile details in IndianArtZone website.



3) Capture your Profile information here

Create Artist Account

First Name

Last Name

Email Address

Public Name

Shop Url

Please enter your Shop URL Key. For example "artist-divya-shop".

Password

Confirm Password

1

- About IndianArtZone
- How to Sell in IndianArtZone?
- Becoming an IAZ Endorsed Artist
- Artist Profile Setup Guide
- Artist Tips

2

I accept the [Terms & Conditions](#)

Note:

1. Click on the links provided to know about IndianArtZone and the procedure to sell art works in IndianArtZone Market place.
2. Read the Terms and Conditions and select the checkbox to submit your profile information to admin for approval.

Create Artist Account

divya

rajesh

██████████.com

Divya Art Gallery

[artist-divya-shop](#)

Please enter your Shop URL Key. For example
"artist-divya-shop".

[About IndianArtZone](#)
[How to Sell in IndianArtZone?](#)
[Becoming an IAZ Endorsed Artist](#)
[Artist Profile Setup Guide](#)
[Artist Tips](#)

I accept the [Terms & Conditions](#)

4) Your application will be submitted to IndianArtZone Admin for approval

✓ Your artist application has been Pending.

✓ Thank you for registering with Indian Art Zone.

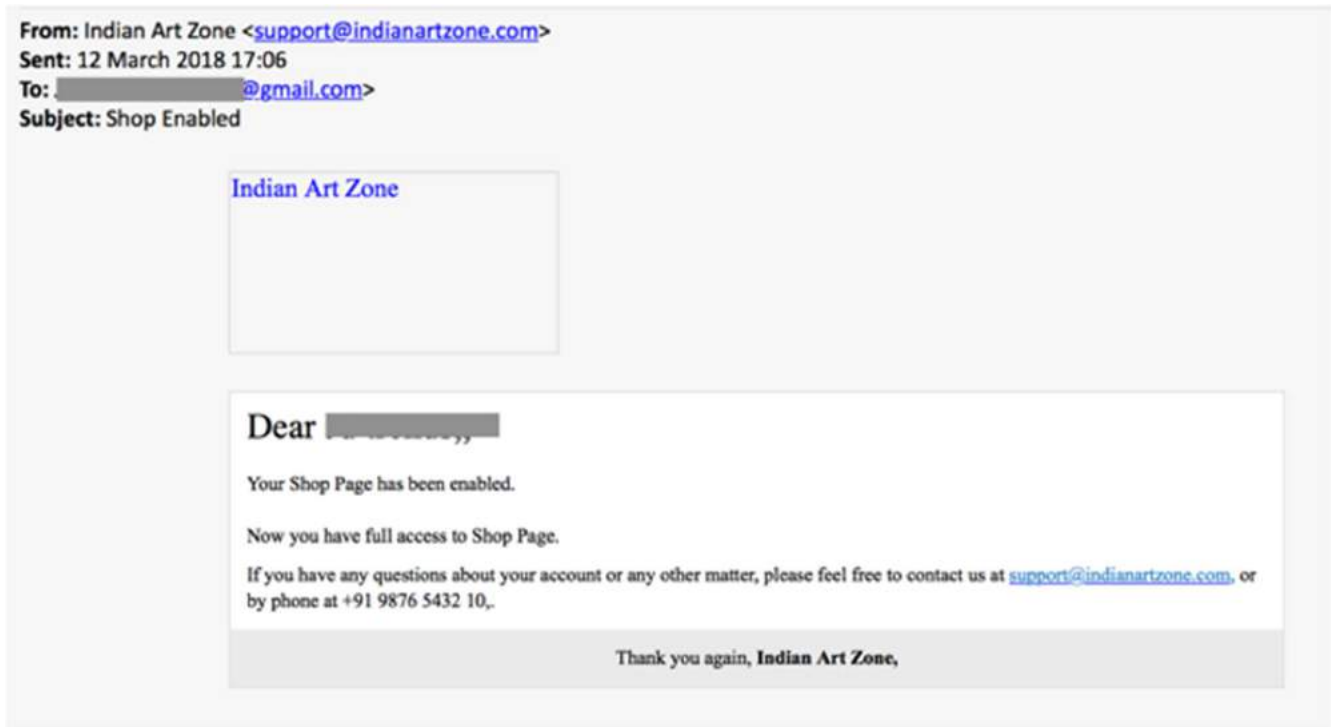
Hello, divya rajesh!

👁️ **Your account is under review**

Your artist account is under admin approval.

LOG OUT | GO TO MAIN WEBSITE

- 5) You will receive an email like the below from IndianArtZone stating that your “Shop is enabled” to upload your paintings and display in IndianArtZone Marketplace.



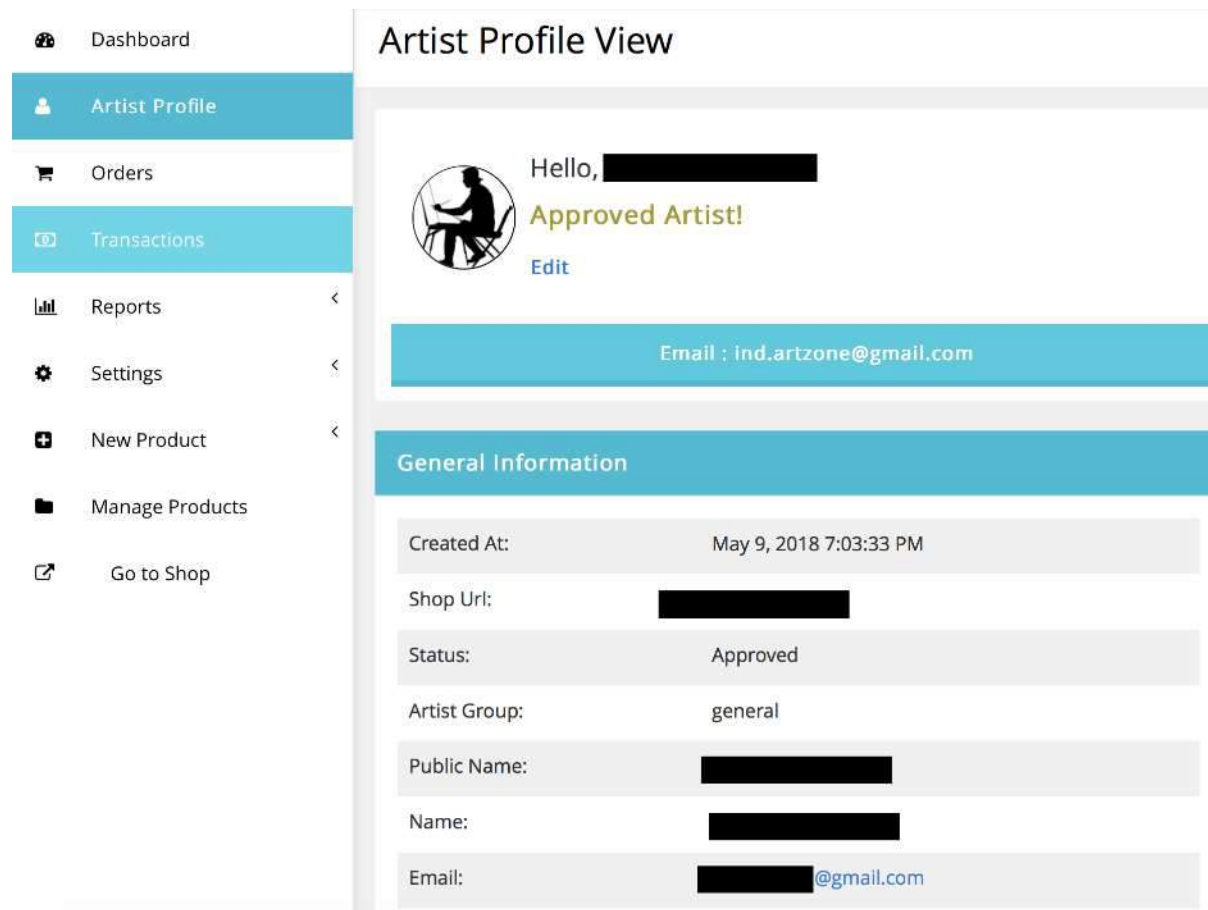
2. Existing Artist

Once you receive the ‘Shop Enabled’ email from IndianArtZone, you will be able to login to the website with your email address

The image shows a screenshot of the 'Artist Login' form. The form has the following elements:
Artist Login
If you have a artist account with us, please log in.
Email Address
Password (with a visibility toggle icon)
 Remember Me [Forgot Your Password?](#)
LOGIN
Are you new artist? Please [click here](#)











3. Artist Profile View

You will find the screen like this with following functionalities. Edit button provided to make the changes if required.



4. Payment Details

Your Bank details should be captured in this page. It's a onetime set-up required for us to do Bank Transfer as and when the Order is fulfilled. Check the Process flow diagram for more details.

-  Dashboard
-  Artist Profile
-  Orders
-  Transactions
-  Reports
-  Settings
-  Transaction Settings
-  New Product
-  Manage Products
-  Go to Shop

PayPal

Active

Email Associated with PayPal Merchant Account

[Start accepting payments via PayPal!](#)

Bank Transfer

Active

Bank Name

Bank Branch Number

Bank Swift Code

Bank Account Name

Bank Account Number

Upload Paintings

1. Add Paintings

Add Simple Product will take you to the New Product Screen , where you will be able to capture your painting details. Following information highlighted in grey are mandatory to display your painting in IndianArtZone Website.

Product Information

Subject	Seascape
Product Type	100% Hand Painted
Color	Blue
Art Material	Rolled Canvas
Shape	Vertical
Size	24 * 24
Style	Decorative
Medium	Acrylic
Customizable	Yes, this art can be customized. Raise Custom Order Request if required. Custom Order Request page
Artist	Indian Artist Name
Country of Manufacture	India

Sample data provided below to upload your paintings in IndianArtZone website

Enable Product [website]	<input checked="" type="checkbox"/> Yes
Attribute Set	Artist
Product Name * [store view]	Twin Birds
Product Code * [global]	Twin Birds
Artist Price * [store view]	4500
Tax Class [website]	None
Quantity [global]	1
	Advanced Inventory
Stock Status [global]	In Stock

Weight
[global]

1 lbs This item has weight ▼

Categories
[global]

Paintings X Subject X Abstracts X Animals & Birds X Style X
Abstract X Medium X Acrylic X Bed Room X Dining Room X
Room By View X ▼

Visibility
[store view]

Catalog Search ▼

Subject
[global]

Abstracts ▼

Product Type ★
[global]

100% Hand painted

Color
[global]

Blue ▼

Art Material
[global]

Rolled Canvas ▼

Shape [global]

Size [global]

Style [global]

Medium [store view]

Customizable [global]

Room [global]

Country of Manufacture [website]

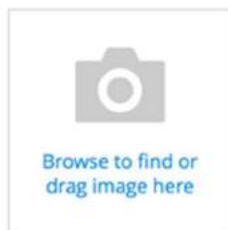
Note: Click on the 'Images' section to upload your paintings and select the 'Save' button provided in the 'Top Right' corner of this page.

Images



650x800 px, 105 KB

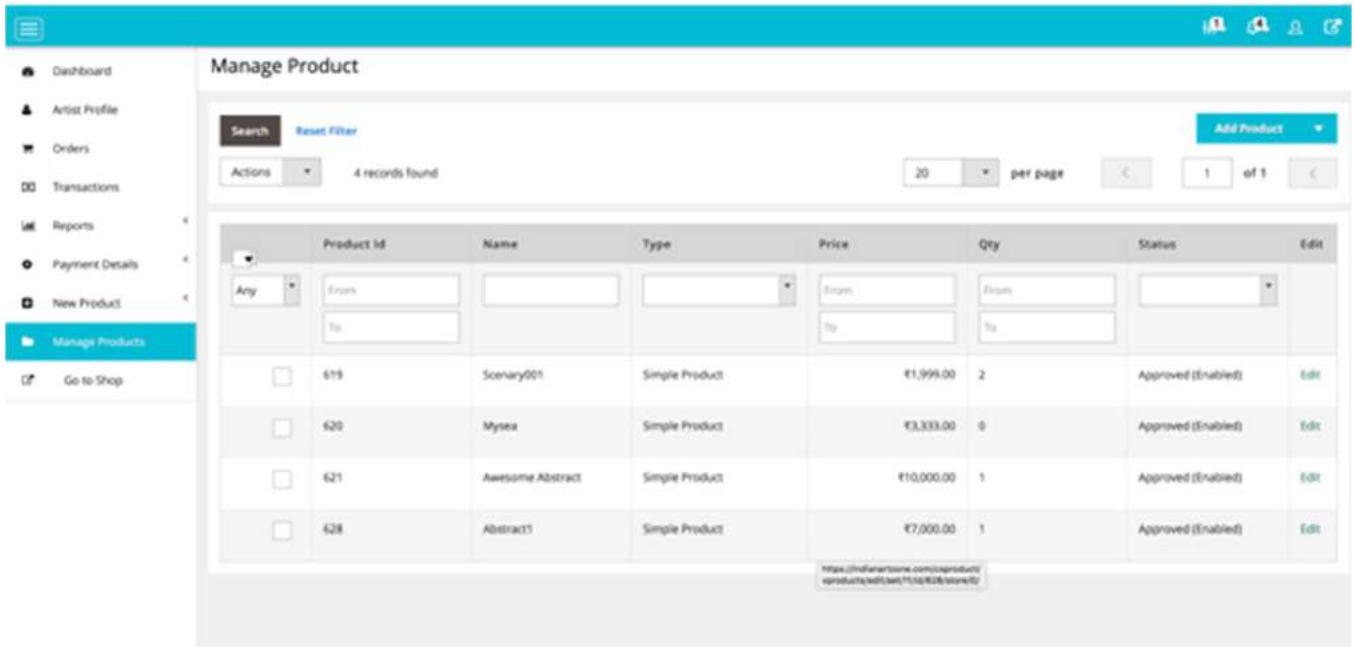
- Base
- Small
- Thumbnail
- Swatch



This will notify IndianArtZone Admin to review your paintings. Approval will be informed through email and thereby painting will be displayed to IndianArtZone Customers for sale.

2. Manage Paintings

All your approved paintings will be displayed in Manage Product page and you will be allowed to make changes by click on the 'Edit' button provided in this page. Once again, approval process will be followed as mentioned while uploading your paintings.



The screenshot displays the 'Manage Product' interface. On the left is a navigation sidebar with options like Dashboard, Artist Profile, Orders, Transactions, Reports, Payment Details, New Product, and Manage Products (highlighted). The main content area features a search bar, a filter reset button, and an 'Add Product' button. Below this is a table with 4 records found, showing product details and an 'Edit' button for each row.

Product ID	Name	Type	Price	Qty	Status	Edit
619	Scenary001	Simple Product	₹1,999.00	2	Approved (Enabled)	Edit
620	Mysea	Simple Product	₹3,333.00	0	Approved (Enabled)	Edit
621	Awesome Abstract	Simple Product	₹10,000.00	1	Approved (Enabled)	Edit
628	Abstract1	Simple Product	₹7,000.00	1	Approved (Enabled)	Edit

3. Go to your Shop

The dashboard shows a sidebar with navigation options: Dashboard, Artist Profile, Orders, Transactions, Reports, Payment Details, New Product, Manage Products, and **Go to Shop** (highlighted with a green box). The main content area displays a greeting for 'denish fernandol' and three summary cards: Total Pending Amount (₹0.00), Total Earned Amount (₹0.00), and Total Orders Placed (1). Below these is a 'Sales Analytics' section with a line graph showing zero sales over 17 days. An 'Artist Profile' section shows a silhouette of an artist and a 'Public Name' field. A large abstract painting is featured, with controls for 'Show 24 per page' and 'Sort by Position'. Three smaller product thumbnails are shown below, each with an 'Add to Cart' button and an 'Offline' status indicator.

Product Reports

The 'Product Reports' page includes a sidebar with navigation options: Dashboard, Artist Profile, Orders, Transactions, Reports, Order Reports, Product Reports, Payment Details, New Product, Manage Products, and Go to Shop. The main content area features a 'Product Report' section with a 'Filter Report' form containing 'Start date' (02/01/2018) and 'End date' (02/02/2018) fields, and 'Export' and 'Show Report' buttons. Below the form is a table with the following data:

Product Name	SKU	Sales Items	Total Sales	Product Type
Awesome Abstract	32m0232	1	₹8,500.00	single

A red asterisk and the text '* Required Fields' are visible at the bottom right of the table.